


# Human Health and Well-Being approached and exemplified by Survey of Living Conditions in the Arctic:

**Presentation – Stockholm – November 11, 2007  
Sustainable Arctic Observations Network, SAON**

Birger Poppel, Ilisimatusarfik, University of Greenland  
Jack Kruse, University of Alaska



**SLiCA**  
Survey of Living Conditions in the Arctic

<http://www.arcticlivingconditions.org>

# What is the Survey of Living Conditions in the Arctic?

- A partnership of indigenous peoples and arctic researchers,
- To measure living conditions in a way relevant to the lifestyles of arctic peoples

# Developed in partnership



## *The process of defining indicators of living conditions*

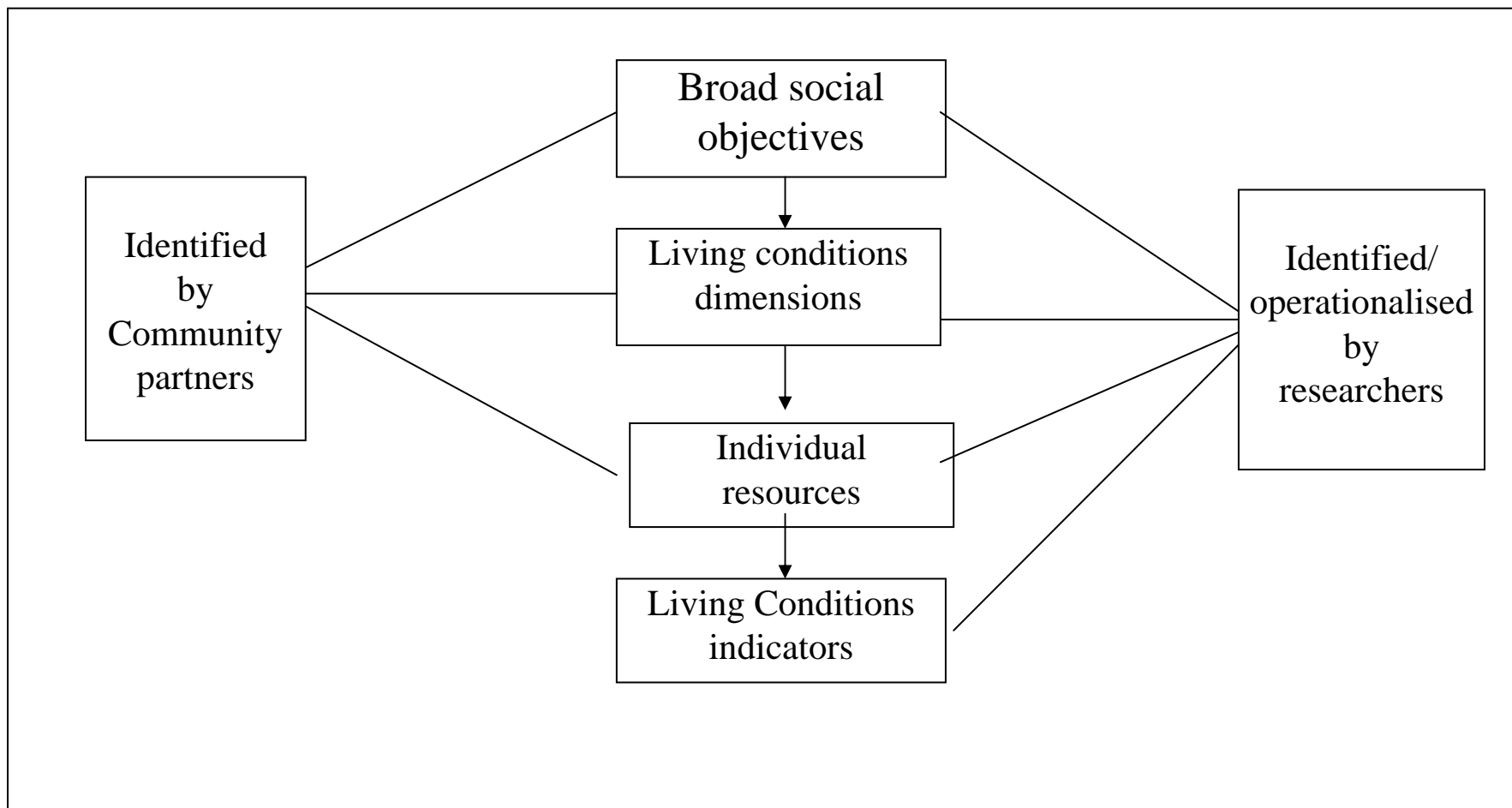
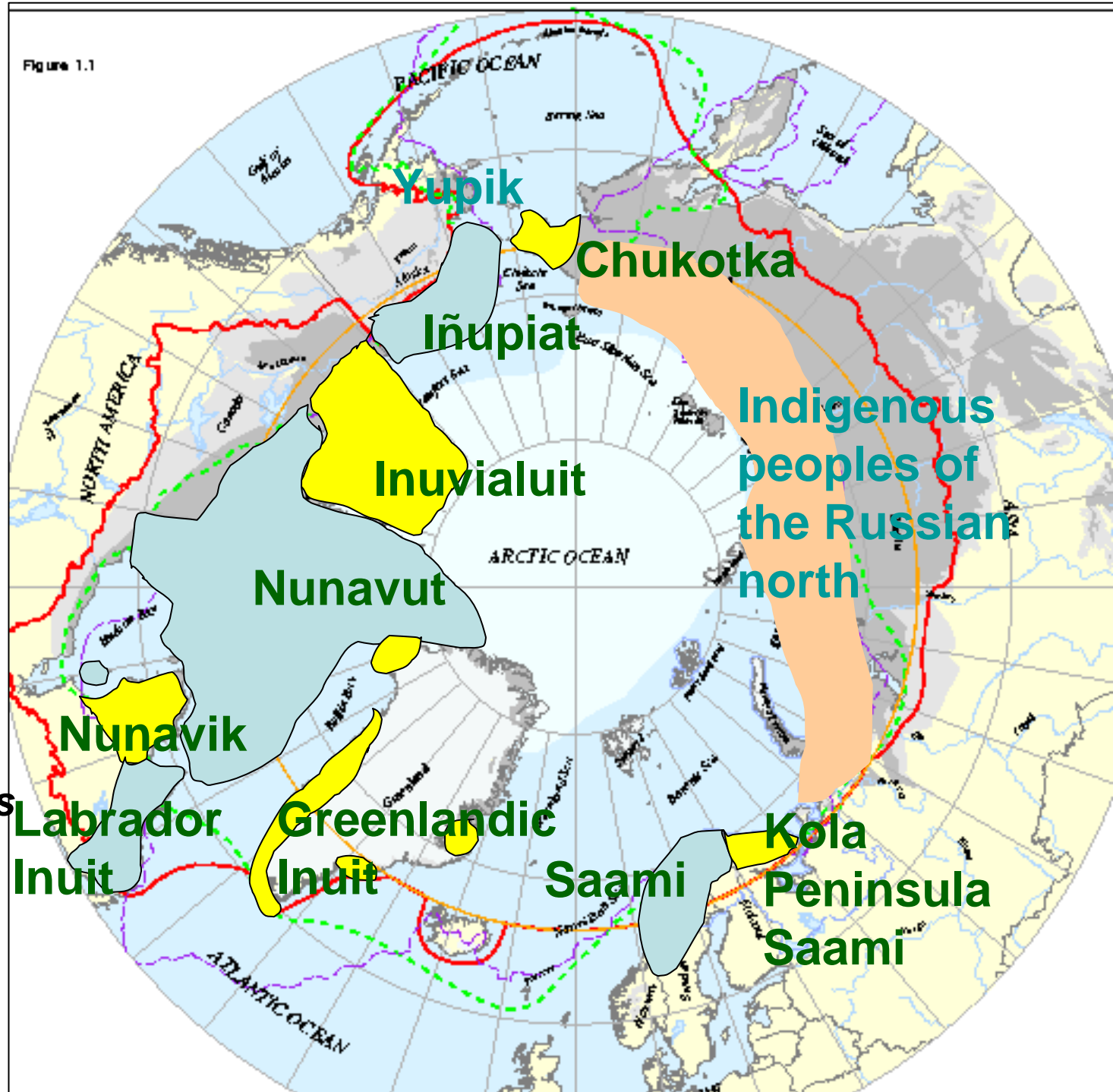


Figure 1.1



**The Arctic -  
Homeland of the  
Inuit: Alaska,  
Canada,  
Greenland,  
Chukotka: 7.200  
interviews (83%  
response rate)**

**The Saami  
peoples: Fenno-  
Scandinavia and  
Kola Peninsula;  
and,**

**Almost 30 groups  
of indigenous  
peoples of  
Northern Russia**

**Yupik**  
**Chukotka**  
**Iñupiat**  
**Indigenous peoples of the Russian north**  
**Inuvialuit**  
**Nunavut**  
**Nunavik**  
**Labrador Inuit**  
**Greenlandic Inuit**  
**Saami**  
**Kola Peninsula Saami**

# Validity & Reliability of SLiCA Results – Inuit settlement regions

<b>Inuit Settlement Region</b>	<b>Inuit Adults</b>	<b>Rounded Number of Respondents</b>	<b>Response Rate</b>	<b>Maximum estimated sampling error (plus or minus %s)</b>
<b>Northern Alaska</b>	<b>11,000</b>	<b>700</b>	<b>84%</b>	<b>4%</b>
<b>Chukotka</b>	<b>20,000</b>	<b>600</b>	<b>85%</b>	<b>4%</b>
<b>Northern Canada</b>	<b>22,000</b>	<b>4,700</b>	<b>83%</b>	<b>1%</b>
<b>Greenland</b>	<b>40,000</b>	<b>1,200</b>	<b>83%</b>	<b>3%</b>
<b>Inuit Settlement Regions</b>	<b>93,000</b>	<b>7,200</b>	<b>83%</b>	<b>1%</b>

# Well-being is an inclusive concept:

- Covers all aspects of living as experienced by individuals
- Includes the person's subjective evaluations as well as perceptions of objective conditions
- Covers both the material satisfaction of vital needs and aspects of life such as personal development, being in control of one's own life and destiny, and a balanced ecosystem
- The concept of individual well-being is closely related to the collective well-being of social groups, communities and nations

# The concept of well-being is related to individual resources

- *Money, goods, and services*
- *Mental and physical health*
- *Social relations and physical security*
- *Fate control*
  
- *In arenas such as wage employment, hunting and fishing, civic participation*
  
- By measuring well-being and resources we ultimately learn about what is important to well-being and what constrains people from achieving the well-being they seek

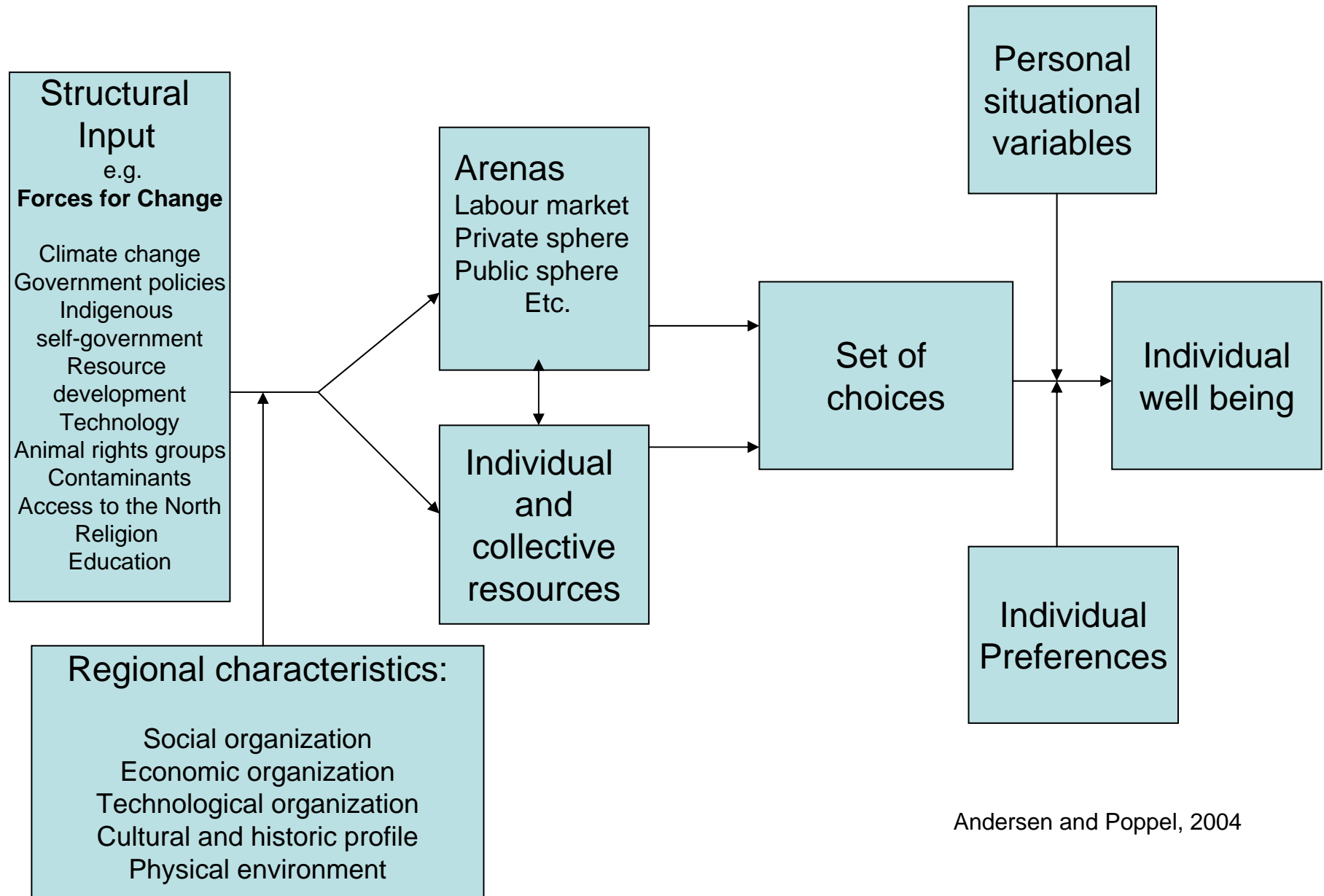


# Living Conditions Dimensions

- *operationalised social goals in terms of variable clusters that comprise important areas of well being of the individual*

- Communication and Technology
- Community Viability
- Discrimination
- Education
- Employment/Harvest
- Environment/Resource management
- Family relations and social networks
- Health
- Household economy
- Housing
- Identity management
- Justice/Safety
- Language
- Mobility
- Political resources
- Religion/spirituality
- Work/Leisure

# Causal relations between structural inputs and individual well being





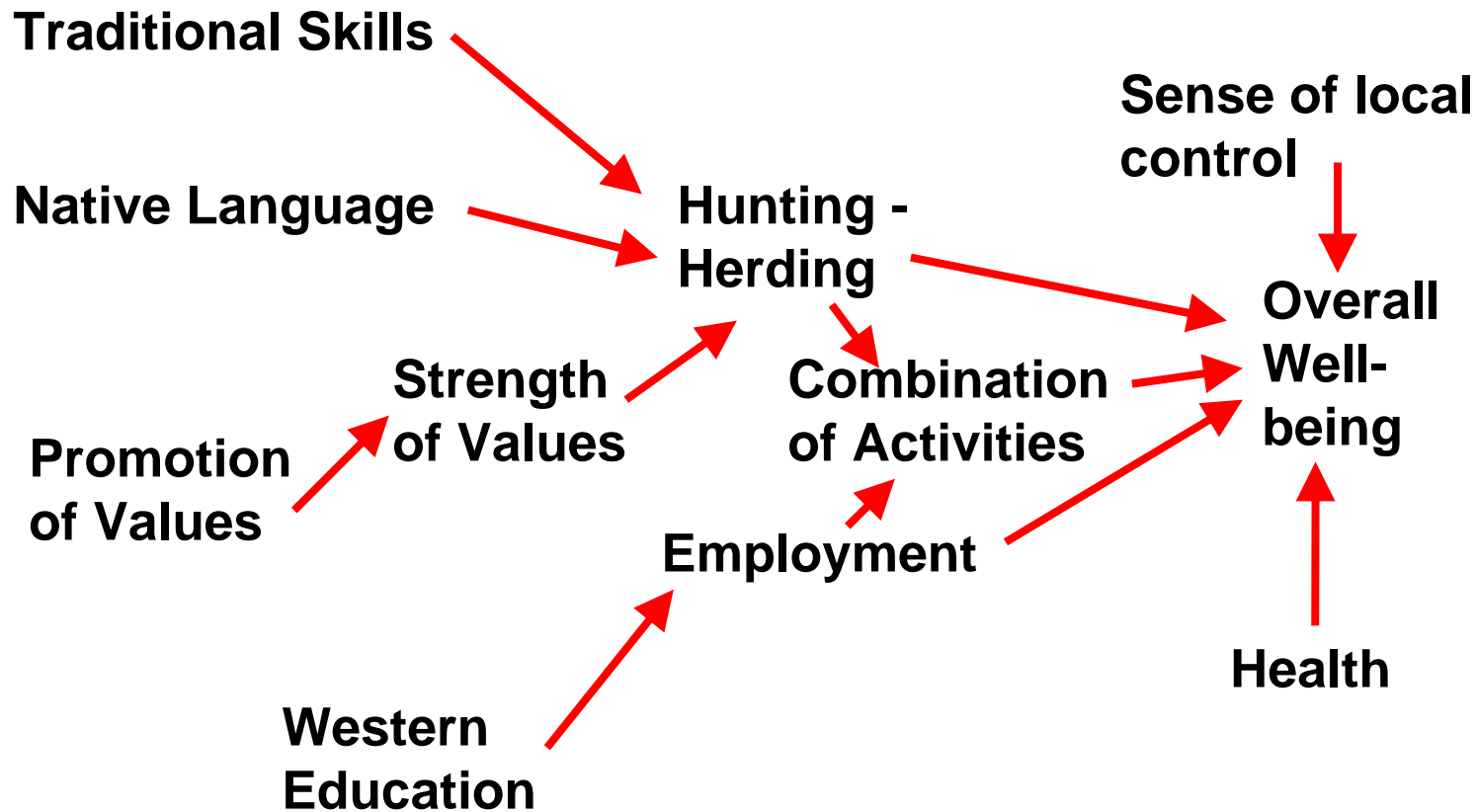
Survey of Living Conditions in the Arctic

**Table 390: Satisfaction with Life by Country**

		Canada	Greenland	Chukotka	Alaska	Total
Quality of life in this community	Very satisfied	*	5%	1%	31%	8%
	Somewhat satisfied	*	64%	13%	50%	50%
	Not satisfied or neither	*	31%	86%	19%	42%
		*	100%	100%	100%	100%
Life as a whole	Very satisfied	*	25%	*	56%	32%
	Somewhat satisfied	*	68%	*	35%	60%
	Not satisfied or neither	*	7%	*	10%	8%
		*	100%	*	100%	100%
Life as a whole in this community	Very satisfied	50%	23%	*	54%	35%
	Somewhat satisfied	42%	72%	*	39%	58%
	Not satisfied or neither	8%	5%	*	7%	6%
		100%	100%	*	100%	100%

\* Data Not Available

# One example of a model of hypothesized relationships



# Relative Importance of explanators of 'satisfaction with life as a whole'

**Job opportunities**

---

**Amount fish and game available  
locally**

---

**Combination of production activities**

---

**Influence over natural resources &  
environment**

---

**Job Satisfaction**

---

# Is SLiCA a “once-in-a-lifetime” snapshot of living conditions in the Arctic?

- It could be:
  - It took a decade from vision to results
  - It cost \$6.4 million
- But it need not be:
  - We learned much about measurement
  - We learned much about sampling
  - Sampling over time could take advantage of more efficient sampling designs and methods of contact
  - While not trivial observation costs could be in-line with other dimensions of the arctic system

# What are the logical next steps?

- Arctic Social Indicators initiative/ASI
  - Defining a small set of indicators measured over time
  - Using SLiCA to help identify and assess key indicators
- Arctic Observation Network Social Indicators project
  - Developing pan-Arctic database based on existing data
  - Incorporation of ArcticStat
  - Assessment of gaps in current observation system
  - Design of observation system additions to fill gaps
- SAON
  - Design of international strategies for funding of an integrated observation system



# Recent studies/documentation on changing living conditions and ways of life in the Arctic

- **AMAP**, Arctic Monitoring and Assessment Program
- **ACIA**, Arctic Climate Impact Assessment
- **AHDR**, Arctic Human Development Report
- **ECONOR**, The Economies of the North
- **SLiCA**, Survey of Living Conditions in the Arctic
- **ArcticStat**
- **NB: Statistical Bureaus**





# Survey of Living Conditions in the Arctic, SLiCA

- *Supported by:*
  - *Inuit Circumpolar Conference, ICC*
  - *Russian Association of Indigenous Peoples of the North, RAIPON*
  - *Sámi Council*
- *Adopted as an **Arctic Council** project under the auspices of the Sustainable Development Working Group, SDWG at the Ministerial meeting in Barrow, October 2000. Included in the Sustainable Development Action Plan, SDAP 2004-06 & 2006-08.*
- *Funded by:*  
**Nordic Council of Ministers, NMR, The Greenland Home Rule Government, The Commission for Scientific Research in Greenland, KVUG, The Barents Secretariat, Nordic Arctic Research Programme, NARP, Danish Research Council for the Social Sciences, SSF, Swedish Research Council for the Social Sciences, Ministry of the interior – Dept. of municipalities, Norway, The Joint Committee on Research Councils for Nordic Countries, NOSS, Social Sciences and Humanities Research Council of Canada, SSHRC, National Science Foundation, NSF, Statistics Canada.**
- *International coordinator: Ilisimatusarfik, University of Greenland: [www.ilisimatusarfik.gl](http://www.ilisimatusarfik.gl)*
- *SLiCA contacts:*  
*Project Chief Birger Poppel:*  
[bipo@ilisimatusarfik.gl](mailto:bipo@ilisimatusarfik.gl)  
*Program Director Jack Kruse:*  
[afjack@uaa.alaska.edu](mailto:afjack@uaa.alaska.edu)

